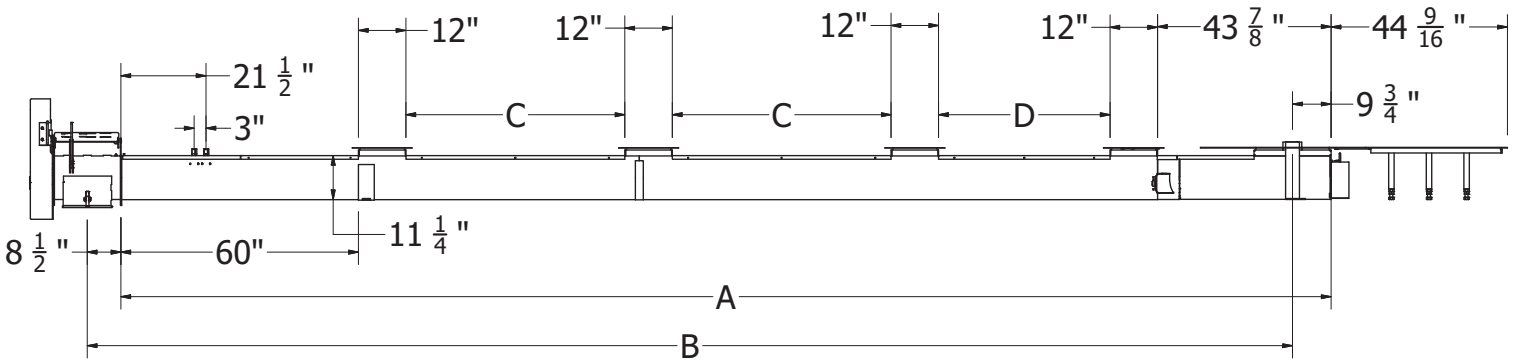
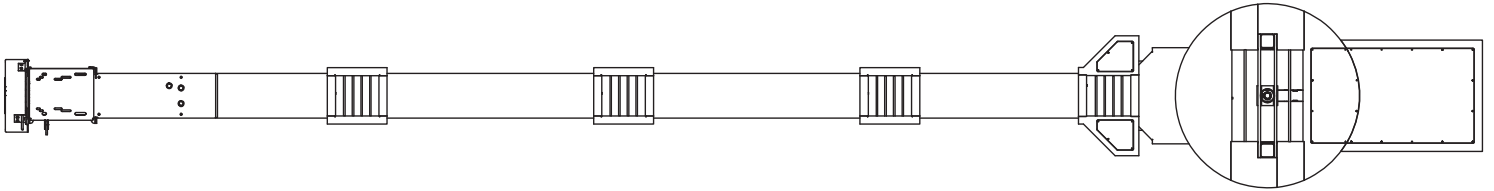
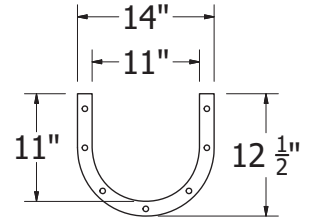




# U-Trough PT 30'-48'

## Spec Sheet



MODEL NO.	INTERMEDIATE				
	GATES	A	B	C	D
UP11030	2	236.158"	234.919"	54.156"	42.156"
UP11033	2	250.721"	249.481"	61.438"	49.438"
UP11036	2	268.721"	267.481"	70.438"	58.438"
UP11042	3	305.685"	304.419"	55.271"	43.271"
UP11048	3	344.658"	343.419"	68.271"	56.271"